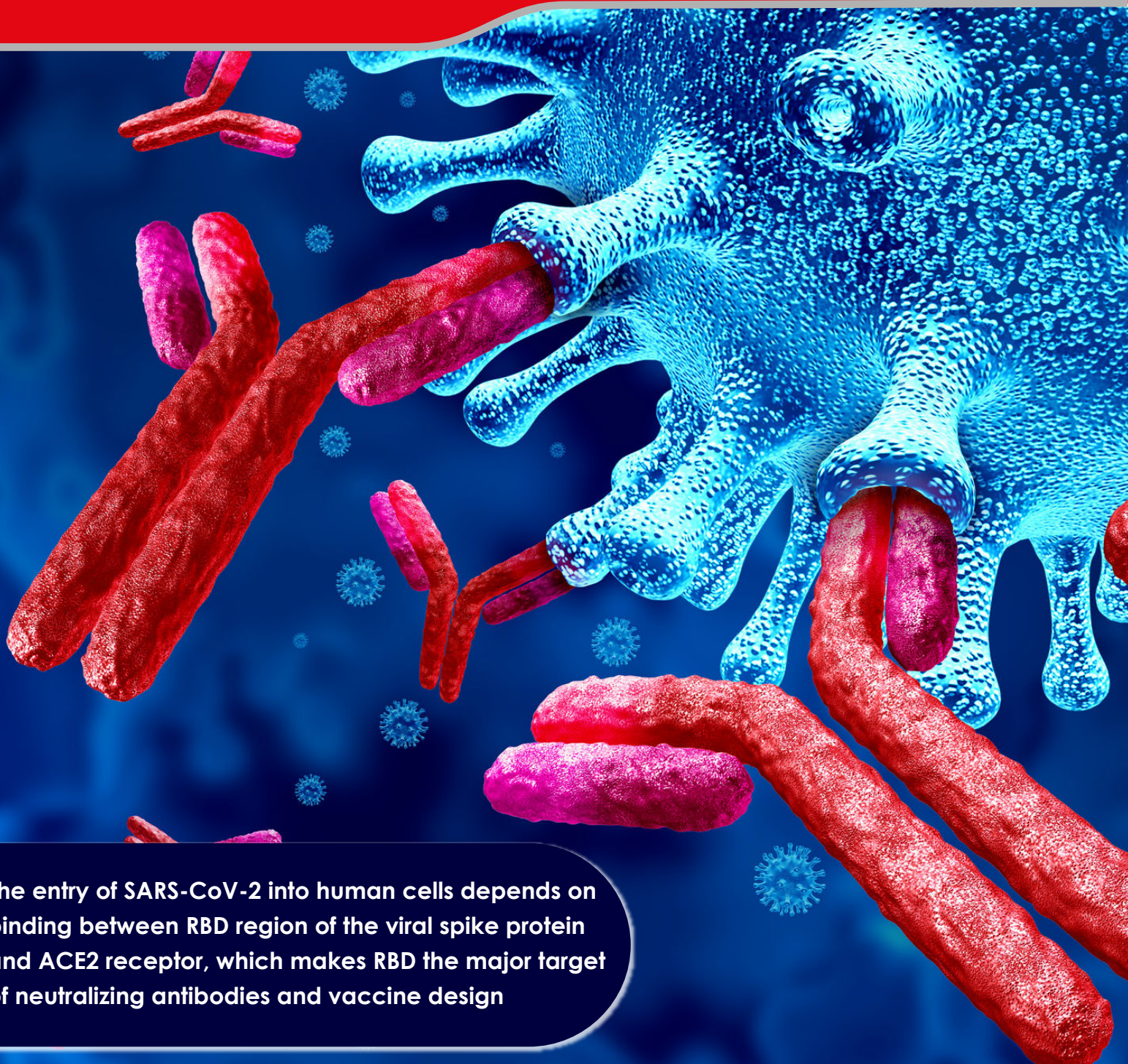
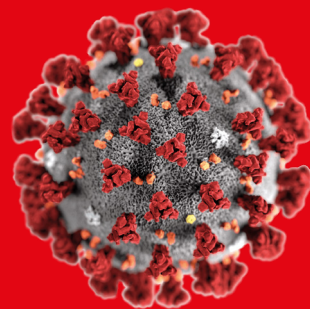


ACE2-RBD NEUTRALIZATION ASSAY:

Detection/quantitation of SARS-CoV-2 neutralizing antibodies in recovered patients and/or vaccinated individuals to confirm protective immunity



The entry of SARS-CoV-2 into human cells depends on binding between RBD region of the viral spike protein and ACE2 receptor, which makes RBD the major target of neutralizing antibodies and vaccine design

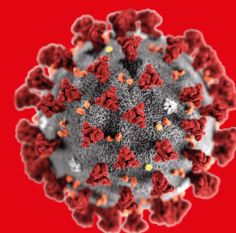


100% MADE IN ITALY

*Your IVD
specialists!*



Qualitative-quantitative determination of inhibition activity of RBD-ACE2 binding induced by neutralizing antibodies to SARS-CoV-2 in WHO units



The assay is intended for:

- (a) **Confirmation of anti RBD antibodies neutralizing activity** in patients positively recovered from covid-19 showing antibodies to Spike/RBD;
- (b) **human donors**, recovered from COVID-19 infection, positive for anti-Spike/RBD antibodies for the generation of hyperimmune plasma as a possible immunotherapeutic approach to the disease;
- (c) **vaccinated individuals** to assure a reliable positive immunization with development of neutralizing anti Spike/RBD IgG antibodies;

NAME	CODE	FORMAT	DESCRIPTION
ACE2-RBD Neutralization assay	ACE2-RBDNEUTR.CE	96 tests	Qualitative-quantitative determination of the neutralizing activity of anti SARS-CoV-2 antibodies by ACE2-RBD binding inhibition

Method: ELISA - Qualitative quantitative determination in WHO units

Sample: Human plasma and sera

Shelf-life: 15 months

Storage Temperature: +2°...+8°C



Dia.Pro Diagnostic Bioprobes S.r.l.
Via Carducci, 27 - 20099 Sesto San Giovanni (MI) - Italy
Tel. +39 02 27.00.71.61/64.50 Fax +39 02 26.00.77.26
<http://www.diapro.it> - email: info@diapro.it

EN ISO 13485:2013 Certified

